

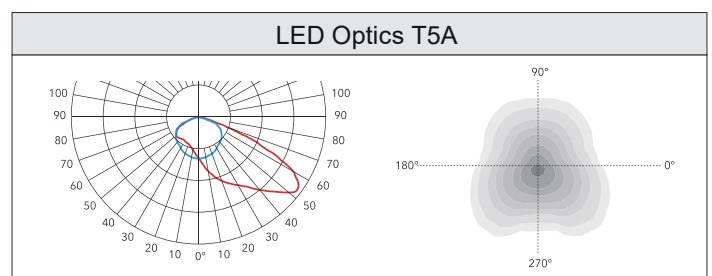
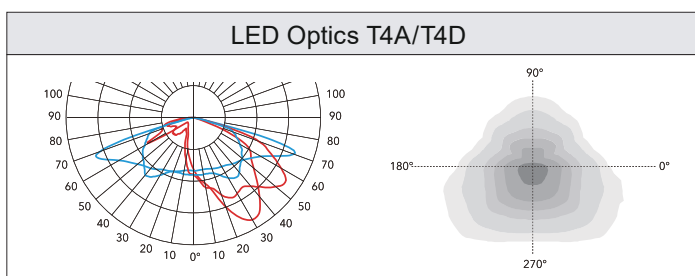
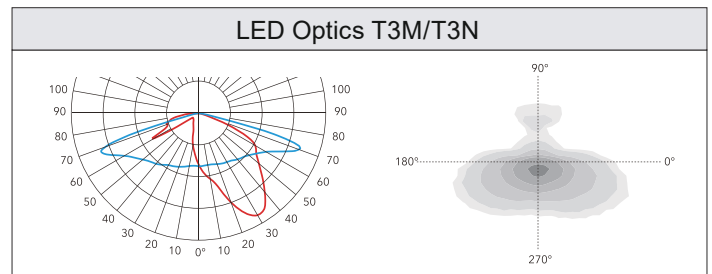
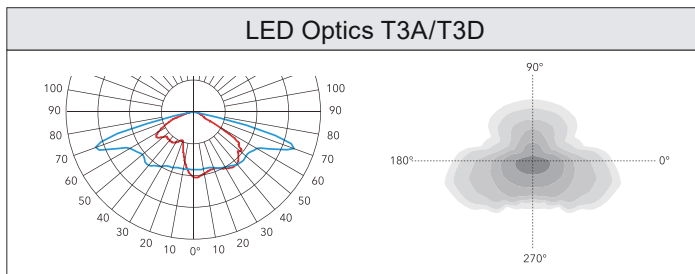
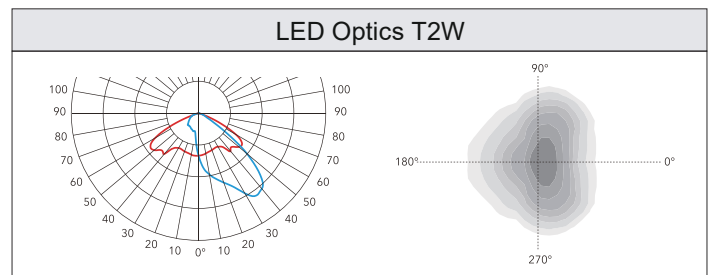
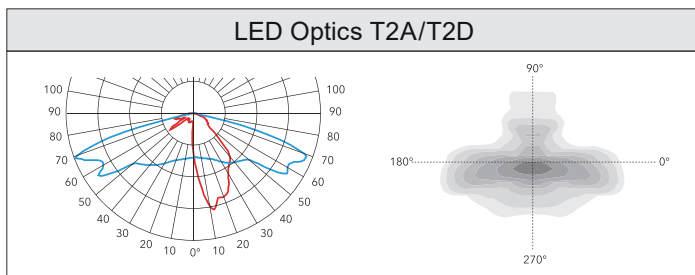


A comprehensive street light available in three sizes. Ideal for traffic routes and car parks due to its high output options, as well as footpaths and residential areas with the lower output options.

- Die-cast aluminium housing with super white tempered glass, available in three sizes.
- Optical lenses with multiple distribution options, offering visual comfort and uniform light distribution.
- High quality LED chips and DALI driver as standard, with in-built surge protection up to 20KV.
- Tool-free, easy open housing for fast installation and maintenance. Power automatically disconnects when housing is opened for additional safety, and the body can be completely detached.
- Adjustable mounting bracket allows both horizontal and vertical pole mounting. Bracket suitable for Ø60mm pole diameter, bracket accessories available for other pole sizes.
- UV protected pure polyester powder coated housing offering high corrosion resistance.
- Suitable for use with a range of controls and remote management systems.
- All external screws are 304 stainless steel as standard.
- RAL7016, other RAL colours available on request.



Optics



Product Specification

CODE	OPTIC	LED Qty	CCT	LUMENS	CRI	POWER	IP	IK	WEIGHT
PAX-S24	T2W	16	3000/4000	3120/3360	>70	24W	IP66	IK08	6.8
PAX-S24	T3A			3170/3410					
PAX-S24	T3M			3190/3440					
PAX-S40	T2W	16	3000/4000	5200/5610	>70	40W	IP66	IK08	6.8
PAX-S40	T3A			5250/5650					
PAX-S40	T3M			5360/5770					
PAX-S60	T2D	24	3000/4000	7850/8440	>70	60W	IP66	IK08	6.8
PAX-S60	T3D			8010/8610					
PAX-S60	T3N			7810/8410					
PAX-S80	T2D	24	3000/4000	10420/11220	>70	80W	IP66	IK08	7.1
PAX-S80	T3D			10560/11290					
PAX-S80	T3N			10400/11200					
PAX-M100	T2A	32	3000/4000	13020/14030	>70	100W	IP66	IK08	8
PAX-M100	T3A			13310/14230					
PAX-M100	T4A			13150/14160					
PAX-M150	T2A	48	3000/4000	19720/21240	>70	150W	IP66	IK08	8
PAX-M150	T3A			19680/21190					
PAX-M150	T4A			19540/21060					
PAX-L200	T2A	72	3000/4000	26600/28600	>70	200W	IP66	IK08	13.7
PAX-L200	T3A			26860/28860					
PAX-L200	T4A			26440/28460					
PAX-L200	T5A			26160/28180					

General Specification

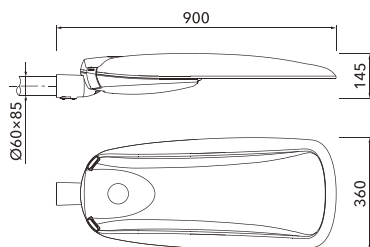
Input voltage	220-240V
Input frequency	50/60Hz
Surge protection	20KV
LED Chips	Philips 5050
Lifetime	L70 100,000hours L80 70,000 hours L90 34,000 hours
SDCM	SDCM<6
Class	Class I
Ambient temperature	-20°C to +50°C
Material	High pressure die-cast aluminium housing with tempered glass
Finish	Polyester powder coat cured under heat
RAL colour	RAL7016

Driver Details

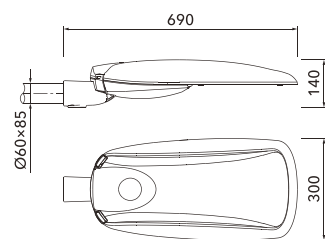
Product	PAX-S24	PAX-S40	PAX-S60	PAX-S80
Driver	TRIDONIC			
Dimming control	DALI			
Driver current	960mA	800mA	800mA	1050mA
Inrush current	14.88A, 226µs	24.88A, 236µs	32A, 355µs	41.6A, 238µs
Power factor	0.97	0.97	0.97	0.98

Product	PAX-M100	PAX-M150	PAX-L200
Driver	TRIDONIC		
Dimming control	DALI		
Driver current	980mA	1000mA	910mA
Inrush current	41.6A, 238µs	80A, 250µs	80A, 225µs
Power factor	0.98	0.98	0.98

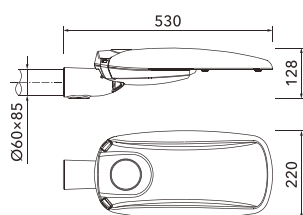
Dimensions



PAX-L



PAX-M



PAX-S