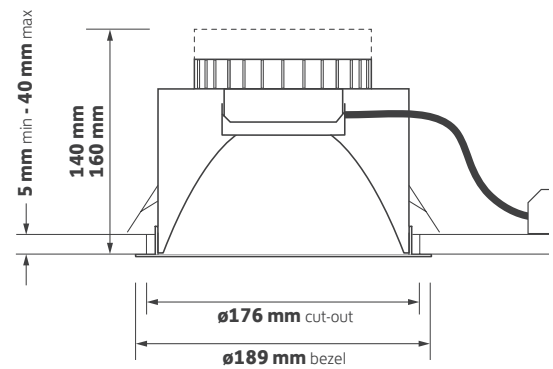


Key Features

- ▶ Reduced profile bezel to minimise visual impact
- ▶ Satin etched reflector
- ▶ Optimised thermal management system
- ▶ Dimming and emergency conversion options
- ▶ Life >60,000 hours (L70/B10)
- ▶ 5 year warranty 50,000 hours
- ▶ Comes with 500 mm supply lead

Technical Drawing



Ordering Information

Module Output	Power	Colour	Model Ref.
1100 lm	15 W	830	103.1100.30
1100 lm	15 W	840	103.1100.40
2000 lm	25 W	830	103.2000.30
2000 lm	25 W	840	103.2000.40
3000 lm	34 W	830	103.3000.30
3000 lm	34 W	840	103.3000.40
4100 lm	49 W	830	103.5000.30
4100 lm	49 W	840	103.5000.40

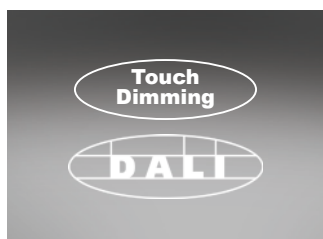
Options

Please select from the options below.

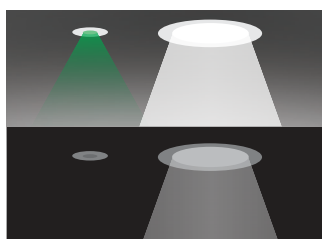
Touch dimming / DALI	/T+DALI
EM conversion	/EM
Self-test EM conversion	/EMS
DALI EM conversion	/EMD
Integral indicator for EM conversion	I
Single Point Connection to an ILEM product	/SPC
Please see accessories sheet	Accessories




Options



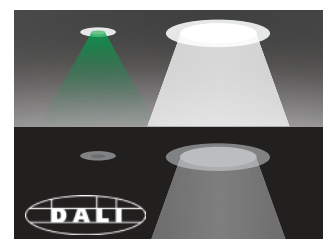
T+DALI
Touch dimming / DALI




/EM
EM conversion




/EMS
Self-test EM conversion



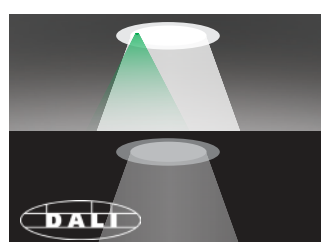
/EMD
DALI EM conversion



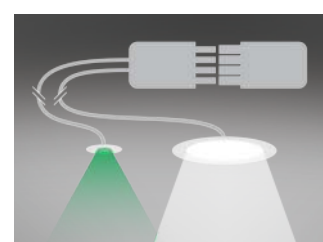
/EMI
Integral indicator for EM conversion



/EMSI
Integral indicator for self-test EM conversion



/EMDI
Integral indicator for DALI EM conversion



/SPC
Single Point Connection to an ILEM product

Accessories



HALOKIT.002
Halo kit - maximum cut-out 250 mm