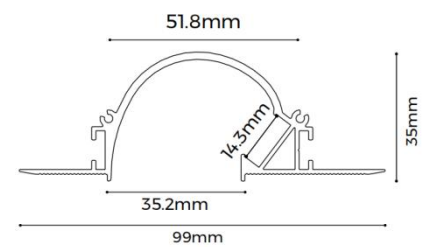


AL-LR3735





Features

- 35mm luminous surface, rimless recessed design, integrated into architecture.
- AL6063-T5 aluminum profile with high-quality surface treatment.
- Indirect lighting design integrates architectural and lighting effects.



Standard Configuration

Picture	Item	Parameter	Model
	Profile	Profile weight: 2.25kg/2.5m Size: L2500*W99*H35mm Material: AL6063-T5 Surface processing: Anodizing	/
	End caps	Size: L59.8*W35*H2mm Material: AL	AL-LR3735

Optical Parameter

(D8S120-24V-12mm light source)

